College Lake County
James Lumber Center for the Performing Arts

Technical Production Packet for the Mainstage Theater

College of Lake County 19351 West Washington Street, Grayslake, IL 60030 Technical Coordinator: 847-543-2687
Technical Production Assistant: 847-543-2835

College Lake County
James Lumber Center for the Performing Arts

Welcome to the James Lumber Center for the Performing Arts!

The James Lumber Center (JL Center) and its staff are looking forward to working with you in support of your production. The JL Center has a wide range of support services to ensure your production's success. Contained within this packet are listings of JL Center equipment, various maps, layouts, and directions, as well as contact information for JL Center Staff. This packet is designed to serve as a reference tool for our facilities, and we encourage you to contact us with any questions you might have. Thank you and have a great show!

JL Center Website:
http://jlcenter.clcillinois.edu/

Technical Production Contacts:

Jeremy Eiden-Technical Coordinator
(847) 543-2687 ofc.
(262) 496-4351 cell
jeiden@clcillinois.edu

Pete Hansen-Technical Production Assistant (Audio)
(847) 543-2835 ofc.
(847) 421-7529 cell
phansen1@clcillinois.edu

Transportation, Lodging, Hospitality Contact:

J. Avers-Office Manager
(847) 543-2678
javers@clcillinois.edu

College Lake County
James Lumber Center for the Performing Arts

Grayslake Campus

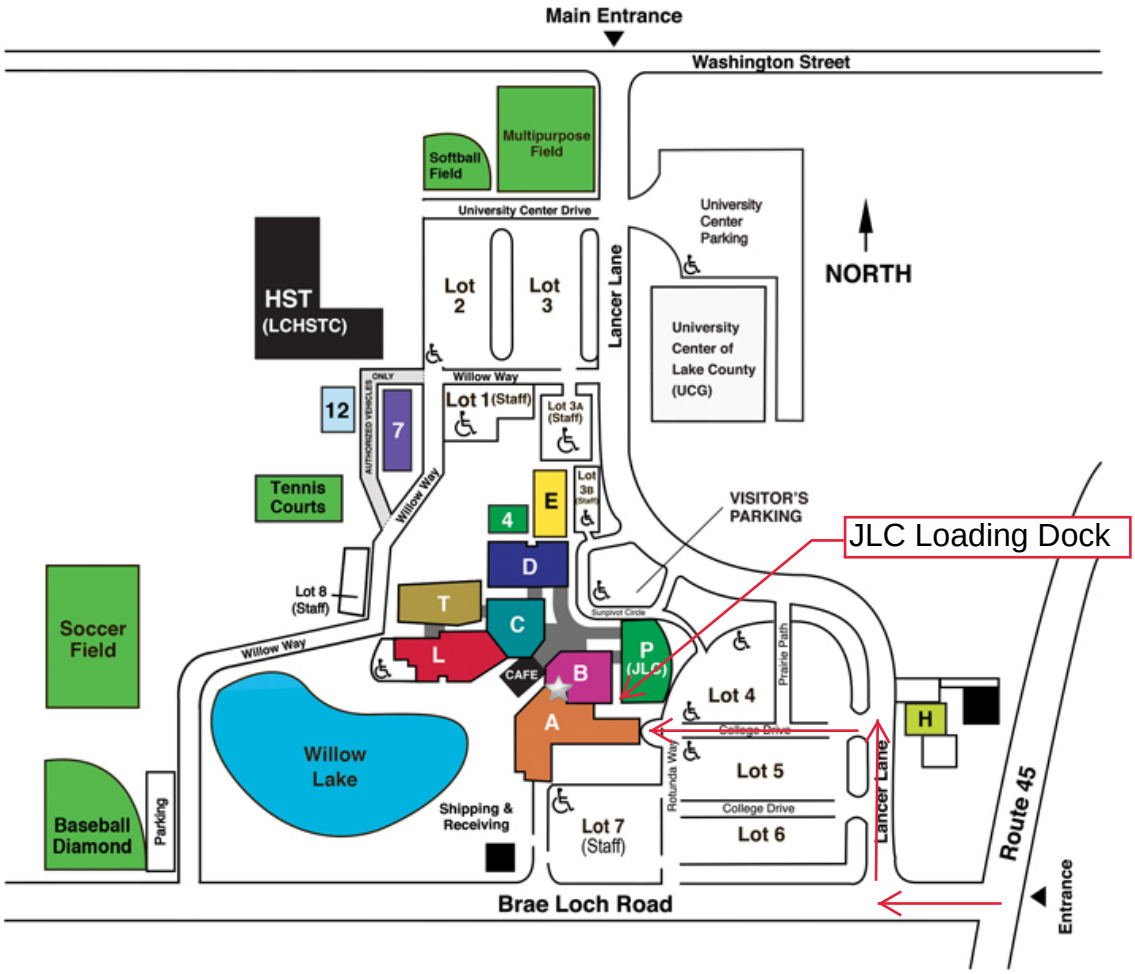

Directions to James Lumber Center Loading Dock

-Access Road is 1-Way only
-Shore Power Available for 1 bus in dock.
-Staff may enter through the service door (labeled P3)

College Lake County
James Lumber Center for the Performing Arts

View of JL Center Loading Dock
Door Dimension: 11'-11" Wide by 11'11" High
100 amp shore power available



View of USR Loading Doors to Mainstage Theater
Dimensions: 10' Wide by 16' High

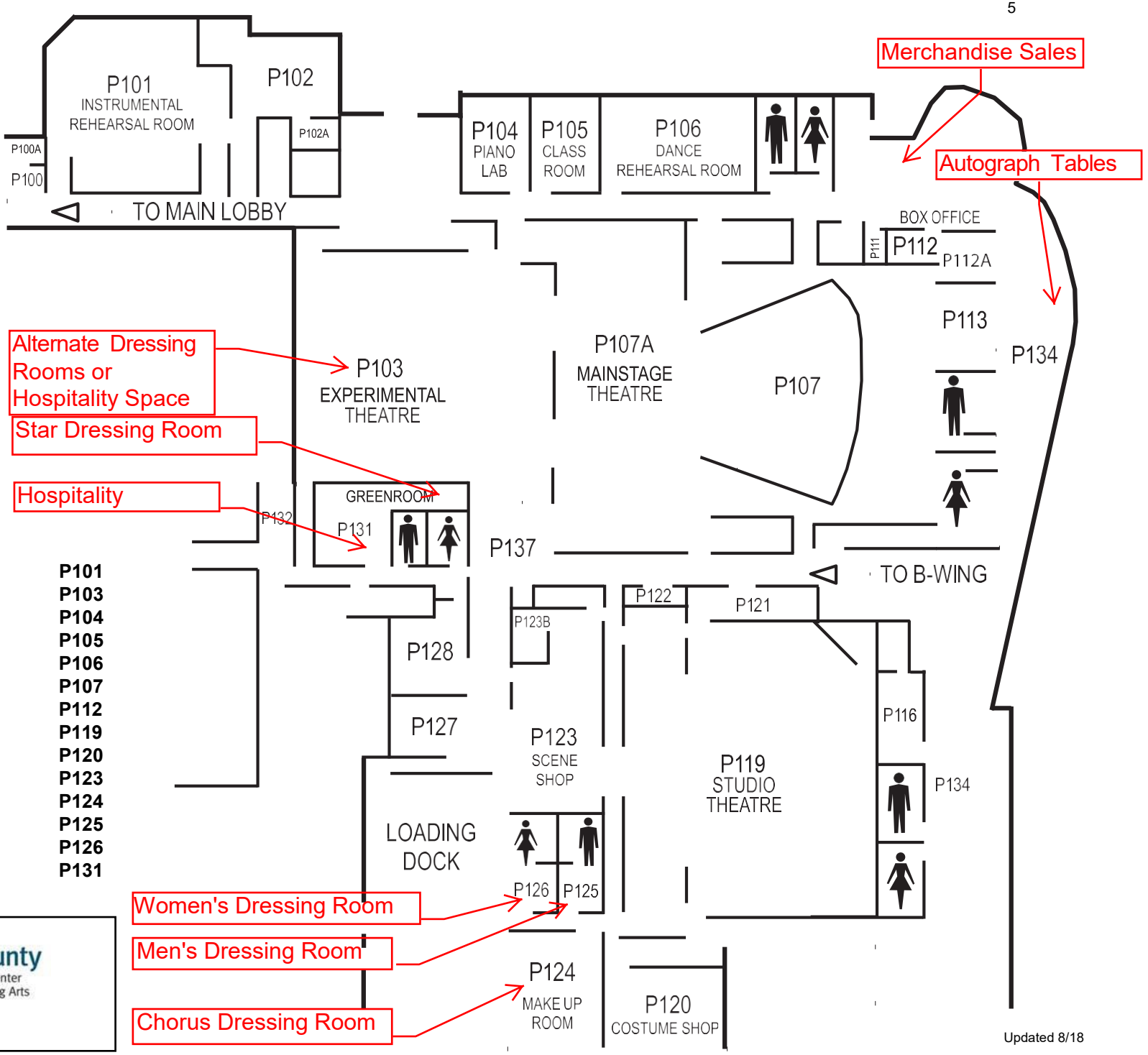

Instrumental Rehearsal Room	**P101**
Experimental Theatre	**P103**
Piano Lab	**P104**
Classroom	**P105**
Dance Rehearsal Room	**P106**
Mainstage Theatre	**P107**
Box Office	**P112**
Studio Theatre	**P119**
Costume Shop	**P120**
Scene Shop	**P123**
Make Up Room	**P124**
Men's Dressing Room	**P125**
Women's Dressing Room	**P126**
Greenroom	**P131**

College Lake County
James Lumber Center for the Performing Arts

First Floor

Updated 8/18

College Lake County
James Lumber Center for the Performing Arts

View of Audience from Upstage Center

View of Stage from Back of House

College Lake County
James Lumber Center for the Performing Arts



Stage Left



Stage Right

House Left Tech Balcony and Side Stage

House Right Tech Balcony and Side Stage

College Lake County
James Lumber Center for the Performing Arts

Stage Specifications for Mainstage Theater

Stage Dimensions:

Proscenium: 47'-10" W by 28'-0" H
False Proscenium: 46'-5" W by 23'- 2 ½" H
Plaster Line to Back Wall: 36'-0"
Stage Right Wing: 23'-6" W
Stage Left Wing: 20'-2" W
Apron (including Orchestra Lift): 16'-0"
Orchestra Lift: Shaped like a trapezoid, 9'-9" D by 42'-10'' W on the long (downstage) side and 35'-0" on the short (upstage) side. Lift drops to a maximum depth of 8'-1".
Back Wall of Theater to Back Wall of House: 125'
Back Row of Seats is 15' above stage level
Floor Surface: Maple tongue and groove sprung floor with satin finish.
Crossover: Hallway located directly behind back wall of theater.

Fly System:

-Single purchase manual counterweight system
-51 total linesets
-5 sets of black masking legs and 4 black borders
-Grand Drape is Cherry Red and can both travel and guillotine.
-Grand Teasor (1st border) is Cherry red and can guillotine only.
-Black Mid Stage Travelor that can also guillotine.
-White Cyclorama (64' W by 32' H)
-Black Sharkstooth Scrim (60' W by 32' H)
-Full Stage Black (flexible placement)

Hanging Positions:

FOH

-Catwalk 1: (in false proscenium): 26'-0" H 28'-8" Pipe Height with 24 circuits
-Catwalk 2: 31'-0" from curtain line, 38'-0" H 40'-8" Pipe Height with 24 circuits
-Catwalk 3: 51'-8" from curtain line, 38'-0" H 40'-8" Pipe Height with 16 circuits
-Tech Balconies: Located along both house right and house left walls, they run 46' long and Pipe Height is 19'-0" with 8 circuits apiece

Hanging Positions (cont.)

On-stage:

-4 dedicated electrics with 24 circuits apiece
-1 electric (3rd) that has been electrified by using (4) 4-circuit drop boxes taken from the downstage light ladders.
-4 light ladders (2 stage right and 2 stage left). The down stage ladders draw their circuits from cable run to wall pockets (3 to 6 circuits each). The upstage ladders have (2) 4 circuit drop boxes each.

Power Distribution:

-284 Dimmers (236 for stage use and 48 for architectural use) rated at 2.4kW
-(1) 100 amp 3 phase disconnect located Stage Right for tour sound tie-in.
-(2) 200 amp 3 phase disconnects located Stage Right for tour lighting tie-in.
-(1) 100amp 3 phase disconnect in a weatherproof box located in the loading dock for shore power.

Seating:

-575 permanent seats (Max Capacity-642 w/pit seated and companion chairs used)
-Continental style, stadium seating configuration
-Wheelchair seating located lower house right, upper house right and upper house left.

STAGE

ORCHESTRA LIFT.

AUDIENCE

SIDE LADDERS

SIDE LADDERS

TECH BALCONY

TECH. BALCONY

23 ND 225-230

231-236

193-196

189-192

185-188

181-184

209-212

205-208

201-204

197-200

157-160 | 157-160 | 161-164 | 161-164 | 165-168 | 165-168 | 169-172 | 169-172 | 173-176 | 173-176 | 177-180 | 177-180

133-136 | 133-136 | 137-140 | 137-140 | 141-144 | 141-144 | 145-148 | 145-148 | 149-152 | 149-152 | 153-156 | 153-156

109-112 | 109-112 | 113-116 | 113-116 | 117-120 | 117-120 | 121-124 | 121-124 | 125-128 | 125-128 | 129-132 | 129-132

85-88 | 85-88 | 89-92 | 89-92 | 93-96 | 93-96 | 97-100 | 97-100 | 101-104 | 101-104 | 105-108 | 105-108

19 ND 213-218

20 ND 219-224

73-76 ND

69-72 ND

45-48 | 45-48 | 49-52 | 49-52 | 53-56 | 53-56 | 57-60 | 57-60 | 57-60 | 61-64 | 61-64 | 65-68 | 65-68

CIR. 21-24 | CIR. 21-24 | CIR. 25-28 | CIR. 25-28 | CIR. 29-32 | CIR. 29-32 | CIR. 33-36 | CIR. 33-36 | CIR. 37-40 | CIR. 37-40 | CIR. 41-44 | CIR. 41-44

CIR. 5-8 | CIR. 5-8 | CIR. 9-12 | CIR. 9-12 | CIR. 13-16 | CIR. 13-16 | CIR17-20 | CIR. 17-20

51 CYC.
50
49
48
47
46
45
44 4TH ELECT
43 SCRIM
42 BORDER
41 LEGS
40 3RD ELECT
39
37
36
35
34
33
32 BORDER
31 LEGS
30
29
28 TRAVELLOR
27
26
25 ORCH. SHELL
24
23 BORDER
22 LEGS
21
20
19
18
17 2ND ELECT
16
15
14 BORDER
13
12
11
10
9
7 ORCH. SHELL
6 1ST ELECT
4 BORDER
3 LEG
2 HOUSE DRAPE
1 HOUSE BORDER CURTAIN

COLLEGE OF LAKE COUNTY
MAINSTAGE THEATRE
SCALE 1/4" = 1'-0"

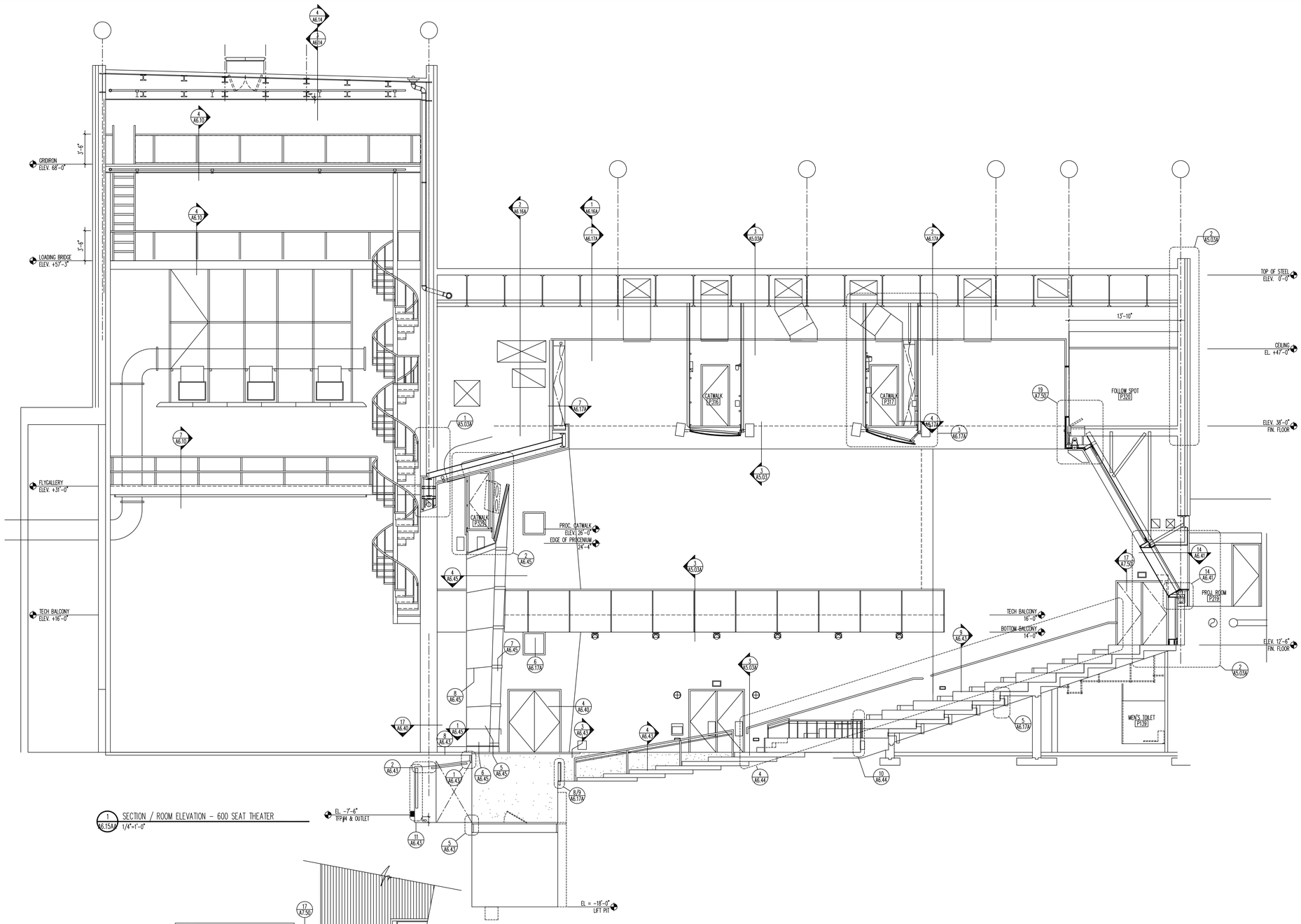

1 A6.15A SECTION / ROOM ELEVATION – 600 SEAT THEATER
1/4"=1'-0"

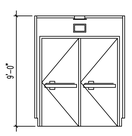

2 A6.15A NORTH ELEVATION – VESTIBULE P145
1/4"=1'-0"

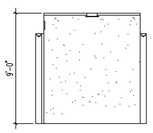

3 A6.15A WEST ELEVATION – VESTIBULE P145
1/4"=1'-0"

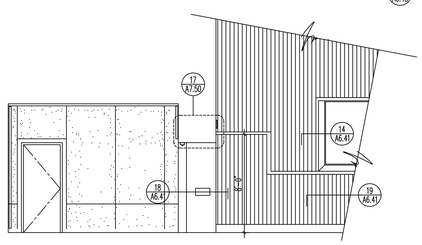

4 A6.15A WEST ELEVATION – VESTIBULE P222
1/4"=1'-0"

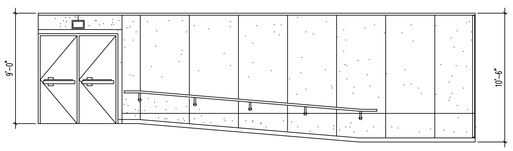

5 A6.15A NORTH ELEVATION – VESTIBULE P222
1/4"=1'-0"

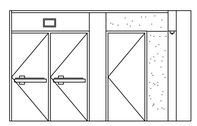

6 A6.15A EAST ELEVATION – VESTIBULE P218
1/4"=1'-0"

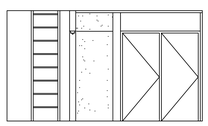

7 A6.15A NORTH ELEVATION – VESTIBULE P218
1/4"=1'-0"

REVISIONS		
NO.	DATE	REMARKS

LARSON ENGINEERING OF ILLINOIS
HOK ENGINEERS, INC.
JERIT/BOYS, INC.
THE TALASKE GROUP, INC.
MANHARD CONSULTING, LTD.

Legat Architects, Inc.

THK Hellmuth, Obata & Kassabaum, Inc.

STATE OF ILLINOIS
CAPITAL DEVELOPMENT BOARD

INTERIOR ELEVATION – 600 SEAT THEATRE – ALTERNATE G-1

COLLEGE OF LAKE COUNTY
☐ MULTI-USE INSTRUCTIONAL FACILITY
☒ PERFORMING ARTS INSTRUCTIONAL FACILITY

MULTI-USE: 810-056-009
PER. ARTS: 810-056-012

MARCH 28, 1994

A6.15A

ENGINEER SEAL

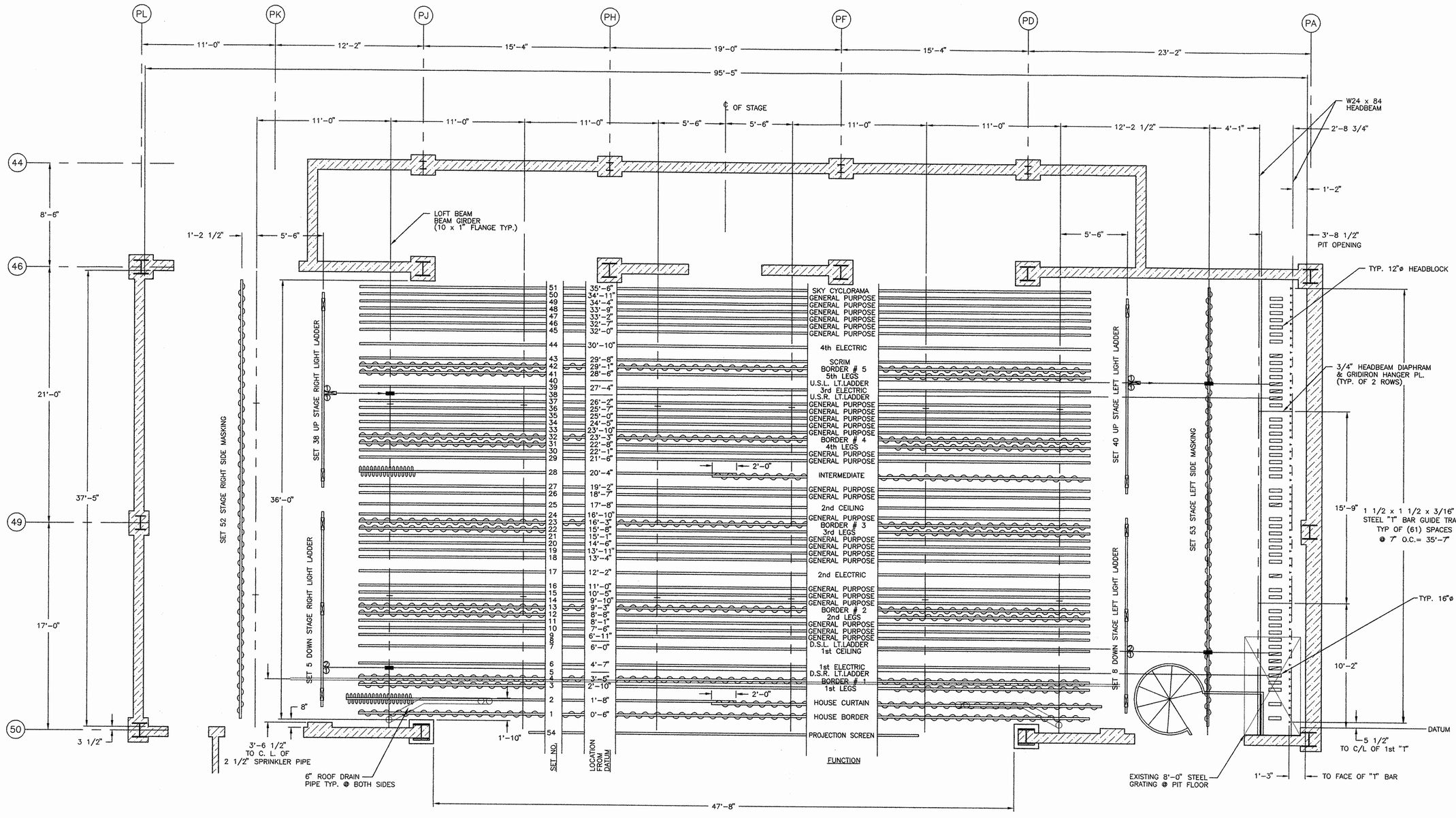

PLAN VIEW – MAIN STAGE EQUIPMENT

1/4"=1'-0"

LEGEND

① INDICATES SINGLE LINE.
② INDICATES DOUBLE LINE.
INDICATES GRID MOUNT LOFTBLOCKS.
INDICATES 3 LINE MULE/IDLER BLOCK.

NO.	REVISION	DATE
2	REVISED PER FIELD CHECK	8-19-96
1	REVISED PER ARCHITECT/ CONSULTANT REVIEW	11-28-95

ARCHITECT: LEGAT ARCHITECTS, INC.
ENGINEER:
CONSULTANT: JERIT/BOYS, INC.
CONTRACTOR: JOSEPH J. HENDERSON & SON INC.

JOB TITLE: COLLEGE OF LAKE COUNTY
LOCATION: GRAYSLAKE, ILLINOIS
JOB NO: 10750

SCALE: 1/4"=1'-0" | DRAWN: T.P. | CHECKED: H. Leong | DWG. FILE: GRA-SR02 | DATE: 6-13-95

SHEET TITLE: PLAN VIEW – MAIN STAGE RIGGING LAYOUT

SR 2

secoa T.M.
The Stage Equipment Company
Minneapolis, MN.
(612) 546-6313

College Lake County
James Lumber Center for the Performing Arts

Mainstage Line-Set Schedule

Line-Set # and Content	Distance From Proscenium
1: Grand Teasor	0'-6"
2: Grand Drape	1'-8"
3: Legs #1	2'-10"
4: Open	3'-5"
5: DSR Light Ladder	----
6: 1st Electric	4'-7"
7: Downstage Orchestra Ceiling	6'-0"
8: DSL Light Ladder	----
9: Open-Unusable due to Orchestra Ceiling	6'-11"
10: Open	7'-6"
11: Border #2	8'-1"
12: Legs #2	8'-8"
13: Open	9'-3"
14: Open	9'-10"
15: Full Stage Black	10'-5"
16: Open	11'-0"
17: 2nd Electric	12'-2"
18: Open	13'-4"
19: Open	13'-11"
20: Open	14'-6"
21: Border #3	15'-1"
22: Legs #3	15'-8"
23: Open	16'-3"
24: Open	16'-10"
25: Upstage Orchestra Ceiling	17'-8"
26: Open-Unusable due to Orchestra Ceiling	18'-7"
27: 3rd Electric-Circuits pulled from DS Light Ladders	19'-2"
28: Mid-stage Travelor	20'-4"
29: Open	21'-6"
30: Border #4	22'-1"
31: Legs #4	22'-8"
32: Open	23'-3"
33: Open	23'-10"
34: Open	24'-5"
35: Open	25'-0"
36: Open	25'-7"

37: Open	26'-2"
38: USR Light Ladder	----
39: 4th Electric	27'-4"
40: USL Light Ladder	----
41: Border #5	28'-6"
42: Legs #5	29'-1"
43: Scrim	29'-8"
44: 5th Electric	30'-10"
45: Open	32'-0"
46: Open	32'-7"
47: Full Stage Black	33'-2"
48: Open	33'-9"
49: Open	34'-4"
50: Cyclorama	34'-11"
51: Open	35'-6"

College Lake County
James Lumber Center for the Performing Arts

Mainstage Seating Plan

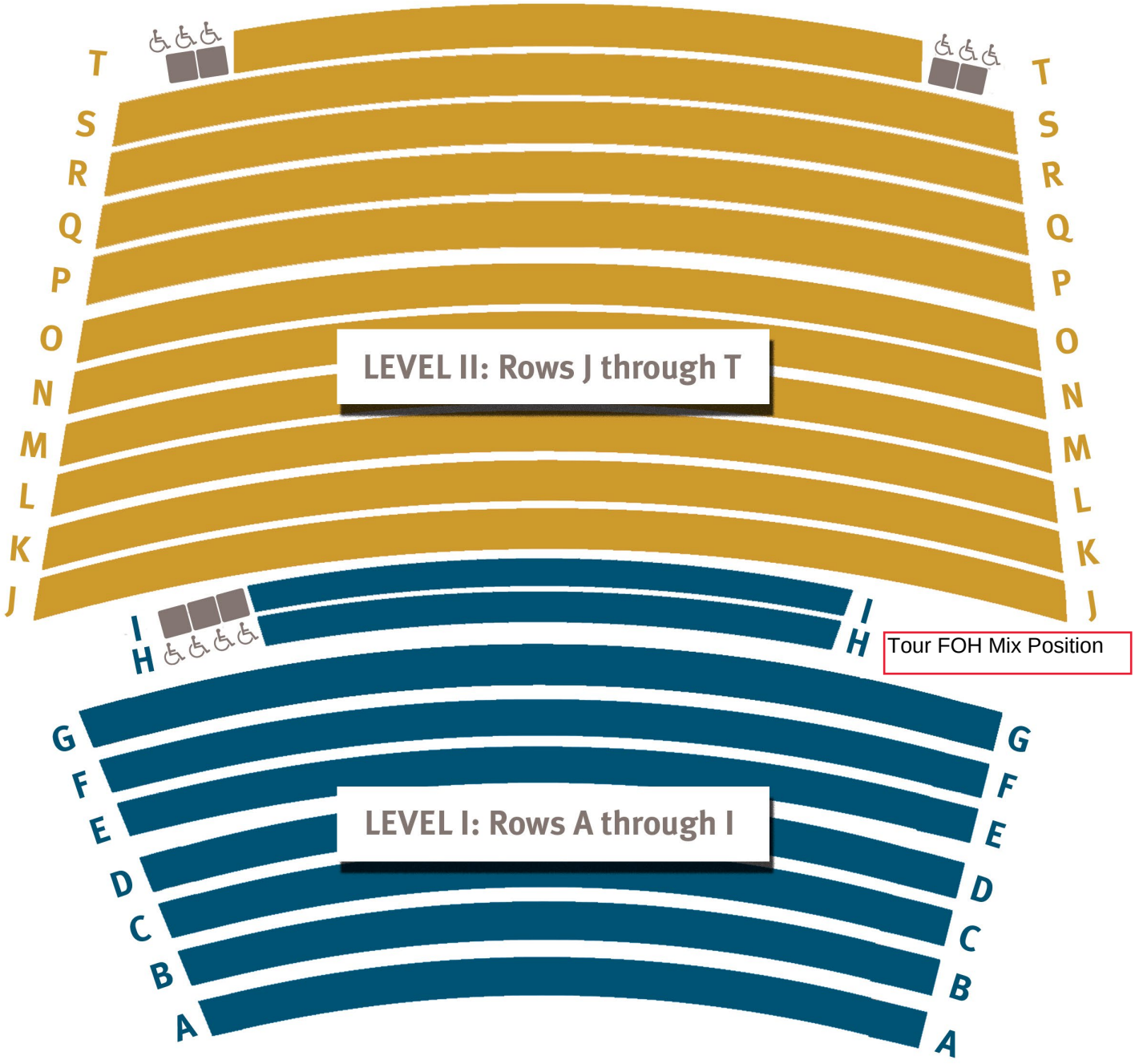

College of Lake County 19351 West Washington Street, Grayslake, IL 60030 Technical Coordinator: 847-543-2687
Technical Production Assistant: 847-543-2835

College Lake County
James Lumber Center for the Performing Arts

Lighting, Effects, and Projection Inventory for James Lumber Center

Note: All instrumentation has 3 pin stage connectors unless otherwise noted.

Intelligent Fixtures

(2) Rosco I-Cues-uses (1) shared power supply

Ellipsoidals

--ETC Source 4 750's (only 575w HPL lamps are available)
(6)- 5 degree (10x23)
(8)- 10 degree (8x13)
(45)- 14 degree (6x22)
(64)- 19 degree (6x16)-blue lens barrel
(69)- 26 degree (6x12)-white lens barrel
(84)- 36 degree (6x9)-yellow lens barrel: 4 of these are the older style and can only be lamped up to 575w
(4)- 50 degree (4.5x6)-red lens barrel
(2)- 50 degree lens train

Fresnels

--Strand Series
(11)- 6" fresnel (1kW BTR lamps)
(24)- 8" fresnel (2kW BVW lamps)
--Altman Series
(8)- 3" inky fresnel (100w lamps) 4 w/Edison connectors and 4 w/stage pin connectors

PAR cans

--ETC Series
(120)- Source 4 EA PARs w/all 4 lenses (HPL 750w lamps)

Cyc Lights

--Strand Iris 4 Series
(20)- 4-circuit cyc lights (1kW FFT lamps)

College Lake County
James Lumber Center for the Performing Arts

Strip Lights

--Altman R40 Series
(12)- 4 circuit strips (250w flood lamps)
--Altman ZS-4 Zip Strips
(6)- 4 circuit strips (75w EYC lamps)

Follow Spots

(2)- Robert Juliat Korrigan's (1200w HMI Lamps) Mainstage Only

Accessories

(4) City Theatrical ShowBaby 5 DMX Transceivers (5 pin DMX)
(1) Doug Fleenor Design DMX Iso-Splitter (1 in, 5 out, 5 pin DMX)
(1) Bakerwood Lite Industries DMX Controllable Projector Dowser
(13) Source 4 drop in irises
(32) 6-1/2" stacker top hats
(12) 7-1/4" top hats
(12) 10" top hats
(28) 7-1/4" barn doors w/color slot- 4 way
(14) 7-1/4" barn doors w/o color slot- 4 way
(4) 7-1/4" barn doors w/ color slot- 2 way
(12) 10" barn doors w/o color slot- 4 way-for 8" fresnels only
(53) 6-1/2" donuts for Source 4 ellipsoidal
(8) 7-1/4" donuts Source 4 14 degrees
(10) 50lb round base stand for light booms
(4) 50lb square base stand for light booms
(2) 6'-3" boom pipe
(4) 7'-0" boom pipe
(8) 11'-0" boom pipe (2 are mounted in Mainstage Tech Balconies)
(10) 10'-6" boom pipe
(24) 15" sidearms with one tee
(18) 18" sidearms with one tee
(8) 24" sidearms with two tee's

College of Lake County
James Lumber Center for the Performing Arts

Cable

-Various lengths of #12/3 SO cable with a variety of adapters, two-fers, and three-fers

Lighting Boards

-- The Mainstage Theater uses the ETC Ion XE20 console with 1024 channels and 1024 outputs. It has two 22" touch screen monitors, mouse and keyboard. The console is connected via sACN to lighting system with a 7" Unison Touchscreen available for architectural lighting control.

-- The Studio Theater uses the ETC Ion XE20 console with 1024 channels and 1024 outputs. It has two 24" touch screen monitors, mouse and keyboard. The console is connected via sACN to lighting system with a 7" Unison Touchscreen available for architectural lighting control.

--Laptop with ETC Nomad widget and dongle and separate 19" screen monitor are available for use at designer table at FOH

Effects

(1) Ultratec Radiance Hazer-DMX controllable
(2) 8" Mirror Balls w/single speed motors
(4) American DJ Egg Strobes w/rate control

Please note that Village of Grayslake Ordinance prohibits the use of pyrotechnics in the James Lumber Center

Projection

All video playback via PowerPoint and/or Q-Lab Software

(1) Sony VPL-FH2700L WUXGA (1920x1200) Laser Projector-7000 ANSI Lumens. Has lens shift, corner and edge correction and image warping. Has a zoomable lens that is interchangeable (2.02:1 – 2.67:1. Has inputs for HDMI, DVI, SDI, and VGA.
(1) Christie LW555 WXGA (1280 x800) LCD Projector-5500 ANSI Lumens. Has a zoomable lens that is interchangeable (1.70:1 – 2.89:1). Has input for HDMI, DVI, Composite, and VGA
(1) NEC NP401W WXGA (1280x800) LCD Projector-4000 ANSI Lumens. Has a zoomable lens that is not interchangeable (1.36:1 – 2.26:1). Has inputs for HDMI, S-Video, Composite, and VGA
(1) HP 15" ProBook Laptop (I7 dual core w/16GB RAM and 120GB SSD) w/ Windows 10 and Office 2016, DVD/RW drive and display port output
(1) 20' High by 29' wide Da-Lite Motorized Projection Screen. This is permanently mounted in soffit in proscenium. Control panel is mounted on DSR wall ***Mainstage Only!***

College Lake County
James Lumber Center for the Performing Arts

Circuit Schedule for Mainstage Theater

Stage Lights

Projection/Follow Spot Booth : 1-4
Catwalk Three: 5-20
Catwalk Two: 21-44
Catwalk One: 45-68
House Left Balcony: 69-76
House Right Balcony: 77-84
First Electric (Line 6): 85-108
Second Electric (Line17): 109-132
Third Electric (Line 27): *See DSL and DSR Light Ladder circuits
Fourth Electric (Line 39): 133-156
Fifth Electric (Line 44): 157-180
DSR Light Ladder (Line 5): 181-184, 185-188 ***These two drop boxes can be moved to line 27 to create the Third Electric**
USR Light Ladder (Line 38): 189-192, 193-196
DSL Light Ladder (Line 8): 197-200, 201-204 ***These two drop boxes can be moved to line 27 to create the Third Electric.**
USL Light Ladder (Line 40): 205-208, 209-212
DSR Wall Panel: 213-218
DSL Wall Panel: 219-224
USR Wall Panel: 225-230
USL Wall Panel: 231-236

Cyc Light Circuits (5th electric):
*** 2 Units per circuit**
Blue (R 80)- 157, 161, 165, 169, 173, 177
Red (R 27)- 158, 162, 166, 170, 174, 178
Green (R 90)- 159, 163, 167, 171, 175, 179
Amber (R 127)- 160, 164, 168, 172, 176, 180

College Lake County
James Lumber Center for the Performing Arts

Architectural Lights

House Lights: 237-247
Platform Lights (false proscenium): 255-260
Circulation Lights (vestibules): 251-252
Decorative Lights (sconces): 249-250 **(globes):** 253
Lecture Lights: 263-270
Orchestra Lights: 271-284

Non-Dims (289-310):

289 ND1 Followspot/Proj. Booth	300 ND 12 HR Tech Balcony
290 ND2 Orchestra Pit	301 ND 13 1st Electric SR
291 ND 3 Catwalk 3	302 ND 14 1st Electric SL
292 ND 4 Catwalk 3	303 ND 15 2nd Electric SR
293 ND 5 Catwalk 2	304 ND 16 2nd Electric SL
294 ND 6 Catwalk 2	305 ND 17 4th Electric SR
295 ND 7 Catwalk 1	306 ND 18 4th Electric SL
296 ND 8 Catwalk 1	307 ND 19 DSR Wall Panel
297 ND 9 HL Tech Balcony	308 ND 20 DSL Wall Panel
298 ND 10 HL Tech Balcony	309 ND 21 USR Wall Panel
299 ND 11 HR Tech Balcony	310 ND 22 USL Wall Panel

Work Lights [Non-Dimmable] (311-342):

311 WL 1 Aisle Lights	327 WL 17 Loading Bridge
312 WL 2 Running Blue Lights	328 WL 18a Gridiron
313 WL 3 Perf. In Progress Signs	329 WL 18b Gridiron
314 WL 4 Lighting/Proj. Booth	330 WL 19a 1st Electric
315 WL 5 Sound Booth	331 WL 19b 1st Electric
316 WL 6 Follow Spot Booth	332 WL 20a 2nd Electric
317 WL 7 Catwalk 1	333 WL 20b 2nd Electric
318 WL 8 Catwalk 2	334 WL 21a 4th Electric
319 WL 9 Catwalk 3	335 WL 21b 4th Electric
320 WL 10 North Catwalk	336 WL 22 SR Wing
321 WL 11 SR Side Stage Lo	337 WL 23 SL Wing
322 WL 12 SR Side Stage High	338 WL 24 Shell Storage
323 WL 13 SL Side Stage Lo	339 WL 25 Orchestra Pit
324 WL 14 SL Side Stage High	340 WL 26 Rigging Pit
325 WL 15 Spare	341 WL 27 Tech Balconies
326 WL 16 Fly Gallery	342 WL 29 Orchestra Pit

College Lake County
James Lumber Center for the Performing Arts

MAINSTAGE AUDIO SYSTEM

1) Mains- (2) D&B 24S
   Subs- (2) D&B 21S
   a) System frequency response at -5dB point 33Hz-18kHz
   b) Power and processing by D&B 30D 4ch amps with R1 software control
      i) D&B DS10 audio network bridge for Dante to AES conversion
      ii) System input can be analog, AES, or Dante
   c) Delays- (2) D&B 10S suspended from the rear of the 2nd house catwalk
   d) Front Fills- (4) D&B E6 100 degrees horizontal by 55 degrees vertical dispersion, frequency response at -5dB 85Hz-20kHz
   e) Mains flown below false proscenium catwalk
   f) Subs are in cove between false proscenium and proscenium on each side of the stage
2) Midas Verona 480 (Booth console)
   a) 48 channels
   b) 8 stereo channels
   c) 8 groups
   d) 8 Aux's
   e) 4 Matrix
   f) 4 Band Sweepable EQ
3) Allen & Heath Avantis (House Console)
   a) 64 input channels
   b) 42 output busses freely assignable (Aux's, Groups, Matrix)
   c) 12 analog inputs and outputs on surface
   d) Stage rack GX4816
      i) 48 analog inputs
      ii) 16 analog outputs
   e) 1 Dante card installed 64 in 64out
   f) USB recorder/player
4) Yamaha LS9-32 w/ 16X16 Dante Card (Monitor/aux console)
5) Effects Playback Speaker System
   a) 3 PAS PI-152P Loudspeakers flown in back of House
6) 8 Mix Monitor System with Nexo monitors driven by Nexo amps
   a) 8 Nexo PS10R2 Wedges with 1" Asymmetrical Horn Driver and 10" Woofer passively crossed over at 2000 Hz
   b) 6 channels of Klark Teknik 1/3 octave EQ
   c) Powered by 2 Nexo 4x1 amplifiers with Dante cards installed (limited DSP included within amp)

College Lake County
James Lumber Center for the Performing Arts

Audio Equipment Inventory

Generic Name	Brand & Model Number	Total
Condenser Microphone	AKG C414 B-ULS	4
Condenser Microphone	AKG C535 EB	2
Dynamic Microphone	Audio-Technica ATM41HE	4
Ribbon Microphone	Beyerdynamic M160 NC	3
Dynamic Microphone	Beyerdynamic M88	1
Boundary Microphone	Crown PZM-6D	4
Dynamic Microphone	EV RE11	1
Dynamic Microphone	EV RE16	2
Dynamic Microphone	EV RE27	2
Dynamic Microphone	Sennheiser MD 421II	4
Dynamic Microphone	Sennheiser MD 431II	4
Dynamic Microphone	Sennheiser MD 441-U	2
Dynamic Microphone	Sennheiser 835-S	3
Dynamic Microphone	Sennheiser E604	3
Condenser Microphone	Shure Microflex podium mic (MX418)	2
Dynamic Microphone	Shure SM57-LC	6
Dynamic Microphone	Shure SM58-LC	6
Condenser Microphone	Shure SM81-LC	6
Condenser Microphone	Shure SM87-LC	2
Condenser Microphone	Shure Beta 91a	1
Condenser Microphone	Shure KSM 27	2
Condenser Microphone	Behringer ECM-8000	1
Boundary Microphone	Crown PCC-160	5
Hanging Mic (Cardiod or Hypercardiod)	Audio-Technica U853R	4
Shure Wireless Transmitter Handheld	ULXD2 G50 (470-534 MHz) B58's	4
Shure Wireless Transmitter Beltpack	ULXD1 G50 (470-534 MHz)	4
Shure Wireless Transmitter Handheld	ULX P J1 Band (554-590 MHz) SM58's	5
Shure Wireless Transmitter Beltpack	ULX P J1 Band (554-590 MHz)	7
Shure Wireless Receiver	ULXD4Q G50Band (470-534 MHz)	1

Shure wireless Receivers	ULX P J1 Band (554-590 MHz)	7
Antenna Splitter/Power Distro	Shure UA844SWB	4
Directional Antenna Paddle	Shure UA870USTV	4
Countryman lav mic	B6W5FF05LSL	14
Countryman headset mic	E6XOW5T1SL	2
Shure lav mic	WL50	1
Shure lav mic	WL93	3
Playback Computer	2017 iMac 21.5" w/ Qlab	2
Audio interface	RME Fireface UC	1
Audio interface	PreSonus Studio 26	1

Passive DI Box	Whirlwind PC DI	2
Passive DI Box	Whirlwind IMP 2	1
Passive DI Box	Whirlwind Director	4
Passive DI Box	Radial Pro D2	2
Active DI Box	Radial JDV-MK3	1
Passive DI Box	Radial JDI-MK3	2
Active DI Box	Countryman 85	1

Sound Console	Midas Verona 480	1
Sound Console	LS9-32	1
Sound Console	LS9-16	1
CD Player	Denon DN-C680	1
CD Player	Denon DN-C640	1
CD Recorder	HHB BurnIT Plus	1
EFX Unit	Lexicon MPX 1	1
Delay Unit	T.C. electronic D-Two	1
Compressor	dbx 1046	2
Headphones	Sony MDR 7506	1
Equalizer	Klark Teknik DN360	3

Stage Monitors	Yamaha Nexo PS10R2	8
Fills	EAW JF60z	2
Front Fills (Mainstage Only)	D&B E6	4
Speaker Stands	Ultimate telelock TS-90B black	4
Speaker Stands	Ultimate	2
Heavy Duty Mic. Stand	K&M GS	2

College Lake County
James Lumber Center for the Performing Arts

Short Tripod Mic. Stand w/ boom	AKG\K&M	12
Tall Tripod Mic. Stand w/ boom	AKG\K&M	16
Table Top Mic. Stand	Atlas	4
Tall Round Base Mic. Stand	Atlas	6
Tall Round Base Clutch Mic. Stand	K&M	3

Snake	Whirlwind 150' 32/10 Channel	1
Snake	Whirlwind 100' 16/4 Channel	1
Snake	Whirlwind 50' 16ch	1
Snake	Whirlwind 50' 12ch	1
Snake	Whirlwind 50' 6ch mini	1

Intercom Base Station	Clear-Com MS222	3
Intercom Speaker Station	Clear-Com PL Pro RM220	2
Basestation Microphones	Clear-Com gooseneck mics	5
Intercom Beltpack	Clear-Com RS501	18
Intercom Headset	Clear-Com CC85	18
Wireless Intercom Base Station	Pliant Technologies Crewcom 900 Mhz	1
Wireless Intercom Beltpack	Pliant Technologies Crewcom 900 Mhz 2 ch packs	6

Drum Shield	Clear Sonic AR5-5	1
5'x2' Acoustic absorber	Clear Sonic S5-2	2
4'x2' Acoustic absorber	Clear Sonic S4-2	2
2'x2' Acoustic absorber	Clear Sonic S-2	4

9' Concert Grand Piano	Steinway	1
5'-9" Baby Grand Piano	Howard (by Kawai)	1

Tunings must be arranged in advance!

College of Lake County
James Lumber Center for the Performing Arts

Dressing Rooms

-Men's, Women's, and Chorus Dressing Rooms are located approximately 100 feet from stage right of the Mainstage
-Star Dressing/Green Room is located 35 feet from up stage right of the Mainstage Theater
-All Dressing Rooms have selectable program feed and paging capabilities
-Men's, Women's, and Star Dressing rooms are equipped with costume racks, make-up mirrors/lights, showers (one per space), sinks, and toilets. Men's and Women's also have lockers available for storage. (User must provide their own lock)
-Green Room has lockable cabinet available to store and secure personal items if needed
-Chorus Dressing Room is equipped with costume racks, makeup mirrors/lights, and sink
-Additional Dressing Room space can be added in Experimental Theater (when available) by using portable partitions, tables, chairs, and mirrors. The Experimental Theater is located behind the Mainstage Theater.

Men's Dressing Room:

-Makeup stations for 4 persons. Can comfortably hold 6 to 8 persons

Women's Dressing Room

-Makeup stations for 4 persons. Can comfortably hold 8 to 10 persons

College Lake County
James Lumber Center for the Performing Arts

Chorus Dressing Room

-Make up stations for 20 persons. Can comfortably hold 26 to 30 persons

Star Dressing Room



-Makeup stations for 2 persons. Can comfortably hold 3 persons.

College Lake County
James Lumber Center for the Performing Arts

Hospitality Spaces

-Green room is equipped with sofas, chairs, and conference table with chairs for 10, telephone, sink, microwave, and refrigerator.
-Lockable cabinet available for secure storage of personal items if desired
-Wi-Fi is available in all Theaters, Lobby, and Backstage Spaces

Green Room (Star Dressing is attached)

Experimental Theater-Can be used as alternate hospitality or dressing room space. For dressing room usage, partitions, tables, chairs, mirrors, and rugs are available.